

## 5K MALE

		Name	City (Age)	Half	Split	Chip Time	Pace	Age Grade	Place in	
									OA	GD
OVERALL	-	<b>JASON TREVINO</b>	Dallas(24)			<b>16:36.17</b>	5:21	<b>77.7%</b>	1	1
OVER2ND	-	<b>STEVE PFIFFNER</b>	Dallas(47)			<b>17:00.31</b>	5:28	<b>84.7%</b>	2	2
M01-19	1	<b>JACOB TORGERSON</b>	Rowlett(11)			<b>23:53.86</b>	7:42	<b>64.0%</b>	15	12
	2	<b>JOHN CANNATA</b>	Dallas(15)			<b>27:46.80</b>	8:56	50.1%	28	21
	3	<b>MATTEW ROBLES</b>	Dallas(12)			<b>30:25.07</b>	9:47	48.9%	40	31
	4	<b>ESAV ROBLES JR</b>	Dallas (8)			<b>30:33.42</b>	9:50	55.7%	44	33
	5	<b>ERIC HOHMAN</b>	Irving(16)			<b>31:15.33</b>	10:04	43.8%	49	38
M20-29	1	<b>KOREY HARTMAN</b>	Cedar Hill(24)			<b>20:08.69</b>	6:29	<b>64.0%</b>	5	5
	2	<b>CHRISTOPHER GARCIA</b>	Wylie(25)			<b>21:22.53</b>	6:53	<b>60.3%</b>	7	7
	3	<b>PAUL LIN</b>	Carrollton(24)			<b>26:03.37</b>	8:23	49.5%	23	17
	4	<b>EJ CUENCA</b>	Irving(29)			<b>27:13.96</b>	8:46	47.4%	25	18
	5	<b>BLAKE EMERT</b>	Dallas(23)			<b>30:14.59</b>	9:44	42.7%	39	30
	6	<b>ROBERT SEGURA</b>	Fort Worth(28)			<b>30:49.78</b>	9:55	41.8%	47	36
	7	<b>HARIN PAGIDIMUNTHALA</b>	Dallas(24)			<b>33:28.32</b>	10:46	38.5%	65	44
	8	<b>ANIL JAIN</b>	(29)			<b>34:55.65</b>	11:15	37.0%	76	46
	9	<b>ANDREW MOULTRIE</b>	Irving(24)			<b>35:25.20</b>	11:24	36.4%	84	50
	10	<b>JOSEPH VANHOOK</b>	Addison(23)			<b>35:31.81</b>	11:26	36.3%	85	51
	11	<b>ADNAN DHANANI</b>	Austin(27)			<b>35:40.93</b>	11:29	36.2%	80	48
	12	<b>HARDIK SHAH</b>	Dallas(27)			<b>36:03.28</b>	11:36	35.8%	89	53
	13	<b>JOSE GARCIA</b>	Dallas(28)			<b>42:29.04</b>	13:40	30.4%	105	58
	14	<b>SAI KIRAN RUPANAGUDI</b>	Dallas(29)			<b>51:47.96</b>	16:40	24.9%	120	63
M30-39	1	<b>ANIL DEVEGOWDA</b>	Addison(32)			<b>20:40.95</b>	6:39	<b>62.9%</b>	6	6
	2	<b>CLINT J PRIEST</b>	Dallas(34)			<b>23:04.58</b>	7:26	56.8%	10	8
	3	<b>NAVIN HATHIRAMANI</b>	(33)			<b>24:01.61</b>	7:44	54.3%	14	11
	4	<b>ERIC BELL</b>	Haltom City(35)			<b>24:02.36</b>	7:44	54.8%	16	13
	5	<b>ANGELO DEL VECCHIO</b>	Plano(31)			<b>24:28.16</b>	7:53	53.0%	17	14
	6	<b>CLAY BUCKLEY</b>	Dallas(32)			<b>24:31.34</b>	7:54	53.0%	18	15
	7	<b>THAI TRAN</b>	Dallas(30)			<b>25:13.49</b>	8:07	51.3%	21	16
	8	<b>ADAM HOBSON</b>	Frisco(30)			<b>27:32.17</b>	8:52	47.0%	26	19
	9	<b>JARED MERVES</b>	Dallas(36)			<b>28:06.61</b>	9:03	47.2%	29	22
	10	<b>JAMES OFF</b>	Plano(39)			<b>29:35.95</b>	9:32	45.8%	36	28
	11	<b>DOUG ARENDELL</b>	Dallas(31)			<b>29:44.94</b>	9:35	43.6%	37	29
	12	<b>NICK ANAGNOSTIS</b>	Fort Worth(32)			<b>29:46.15</b>	9:35	43.7%	35	27
	13	<b>LUIS VALDERRAMA</b>	McKinney(36)			<b>30:43.72</b>	9:53	43.1%	48	37
	14	<b>RAJESH NARAYAN</b>	Irving(36)			<b>30:46.13</b>	9:54	43.1%	46	35
	15	<b>JOSEPH SCRIVNER</b>	Dallas(38)			<b>31:34.86</b>	10:10	42.6%	50	39
	16	<b>JUSTON WILLIAMS</b>	Dallas(34)			<b>40:03.61</b>	12:54	32.7%	99	55
	17	<b>venu YENUGA</b>	Dallas(31)			<b>43:44.77</b>	14:05	29.6%	108	59
	18	<b>TIM NICHOLS</b>	Plano(38)			<b>43:53.23</b>	14:08	30.6%	110	61
	19	<b>MURALI 6953</b>	Irving(34)			<b>54:59.92</b>	17:42	23.8%	131	67
	20	<b>VERA KODEBOYINA</b>	Plano(30)			<b>55:02.09</b>	17:43	23.5%	132	68
	21	<b>JASON HANVEY</b>	Dallas(30)			<b>1:01:53.13</b>	19:55	20.9%	135	69

M40-49	1	<b>TREVER NAPIER</b>	Plano(48)	<b>19:31.35</b>	6:17	<b>74.3%</b>	4	4
	2	<b>MAIMONI DES</b>	Kansas City(49)	<b>23:14.25</b>	7:29	<b>63.0%</b>	11	9
	3	<b>VINCE HARRINGTON</b>	Frisco(48)	<b>29:21.02</b>	9:27	49.5%	33	25
	4	<b>CHRIS BEARDEN</b>	McKinney(46)	<b>30:27.34</b>	9:48	46.9%	42	32
	5	<b>STEPHEN TORGERSON</b>	Rowlett(44)	<b>32:33.70</b>	10:29	43.2%	56	40
	6	<b>SCOTT DALLAL</b>	Dallas(48)	<b>32:36.60</b>	10:30	44.5%	58	41
	7	<b>CHAD KERN</b>	Ennis(41)	<b>35:09.80</b>	11:19	39.1%	81	49
	8	<b>APPARAO GUNTU</b>	Frisco(47)	<b>35:22.62</b>	11:23	40.7%	77	47
	9	<b>ALAN OATSVALL</b>	Okemah(47)	<b>40:16.51</b>	12:58	35.8%	100	56
M50-59	1	<b>MIKE PENNEY</b>	texas(53)	<b>19:06.69</b>	6:09	<b>79.1%</b>	3	3
	2	<b>ROB HARSH</b>	Overland Park(54)	<b>23:42.37</b>	7:38	<b>64.3%</b>	13	10
	3	<b>DAVID TA</b>	Keller(51)	<b>27:33.93</b>	8:52	53.9%	27	20
	4	<b>CLARK POLLOCK</b>	Plano(53)	<b>28:21.53</b>	9:08	53.3%	31	24
	5	<b>KEVIN JONES</b>	Raleigh(54)	<b>29:29.28</b>	9:29	51.7%	34	26
	6	<b>FRANK DANIELS</b>	Flower Mound(53)	<b>33:27.87</b>	10:46	45.2%	62	42
	7	<b>BILL PARTRIDGE</b>	Dallas(51)	<b>35:53.14</b>	11:33	41.4%	86	52
	8	<b>BAKU KSHATRIYA</b>	Plano(55)	<b>44:42.13</b>	14:23	34.4%	112	62
	9	<b>KRISHNA RAO</b>	Irving(50)	<b>53:45.18</b>	17:18	27.4%	128	65
	10	<b>JIM PARKER</b>	Plano(50)	<b>54:16.72</b>	17:28	27.2%	127	64
M60-99	1	<b>MIKE COLVIN</b>	Dallas(60)	<b>33:43.27</b>	10:51	47.6%	64	43
	2	<b>STEVE HAYES</b>	Plano(61)	<b>34:36.15</b>	11:08	46.8%	72	45
	3	<b>MARK POMER</b>	Dallas(63)	<b>41:42.40</b>	13:25	39.5%	102	57
	4	<b>GEORGE FAIR</b>	Dallas(68)	<b>43:56.41</b>	14:09	39.3%	109	60
	5	<b>SUNDARAM SUKUMAR</b>	Belton(60)	<b>54:09.40</b>	17:26	29.6%	129	66
MUnknow	1	<b>TEMPORARY 6968</b>	( )	<b>28:15.32</b>	9:06		30	23
	2	<b>TEMPORARY 6885</b>	( )	<b>30:25.00</b>	9:47		45	34
	3	<b>TEMPORARY 6886</b>	( )	<b>38:43.51</b>	12:28		94	54

Splits were not captured for this race.

**GD** Place among Females

▲ Positive Split  
 ▼ Negative Split



Timing provided by:  
 **DELTAVIEWTIMING.COM**

# 5K FEMALE

		Name	City (Age)	Half	Split	Chip Time	Pace	Age Grade	OA	GD	Place in
OVERALL	-	<b>MARINA BOYKO</b>	Plano(32)			<b>22:18.79</b>	7:11	<b>66.5%</b>	8	<b>1</b>	
OVER2ND	-	<b>ASHLEY PRIDE</b>	Dallas(35)			<b>22:36.19</b>	7:17	<b>66.2%</b>	9	<b>2</b>	
F01-19	1	<b>MOLLY ROBINSON</b>	Allen (9)			<b>25:25.95</b>	8:11	<b>69.0%</b>	19	<b>4</b>	
	2	<b>BOBBY BOBZIEN</b>	Richardson(15)			<b>32:37.07</b>	10:30	47.5%	54	<b>15</b>	
	3	<b>LESLIE WILSON</b>	Dallas(15)			<b>32:43.94</b>	10:32	47.3%	55	<b>16</b>	
	4	<b>DANIELLE DUNBAR</b>	Dallas(15)			<b>33:26.50</b>	10:46	46.3%	61	<b>20</b>	
	5	<b>LAUREN TORGERSON</b>	Rowlett (9)			<b>34:46.57</b>	11:12	50.5%	74	<b>29</b>	
	6	<b>NIKITA GUNTU</b>	Frisco(12)			<b>35:08.06</b>	11:19	46.3%	75	<b>30</b>	
	7	<b>HELENA SHAKESBY</b>	Plano(15)			<b>37:17.46</b>	12:00	41.6%	91	<b>38</b>	
	8	<b>DEANNA DALLAL</b>	Dallas(18)			<b>45:06.60</b>	14:31	33.2%	117	<b>55</b>	
F20-29	1	<b>NATALIE CONTORNO</b>	Plano(25)			<b>25:18.23</b>	8:09	58.5%	20	<b>5</b>	
	2	<b>SOO LEE</b>	Allen(24)			<b>26:48.70</b>	8:38	55.2%	24	<b>7</b>	
	3	<b>AARIKA ANDREWS</b>	Pittsburgh(29)			<b>29:45.32</b>	9:35	49.7%	38	<b>9</b>	
	4	<b>HANNAH EMERT</b>	Dallas(24)			<b>30:17.61</b>	9:45	48.9%	41	<b>10</b>	
	5	<b>GABRIELLE NGUYEN</b>	Fort Worth(24)			<b>30:27.68</b>	9:48	48.6%	43	<b>11</b>	
	6	<b>DONNA LITTLE</b>	Dallas(27)			<b>31:49.53</b>	10:15	46.5%	51	<b>12</b>	
	7	<b>KATY DAVIES</b>	Dallas(28)			<b>32:06.51</b>	10:20	46.1%	52	<b>13</b>	
	8	<b>JENNIFER ELIZONDO</b>	Dallas(27)			<b>32:11.34</b>	10:22	46.0%	53	<b>14</b>	
	9	<b>MORGAN LYLES</b>	Murfreesboro(23)			<b>33:14.22</b>	10:42	44.5%	60	<b>19</b>	
	10	<b>MINA BACK</b>	Lewisville(24)			<b>33:51.48</b>	10:54	43.7%	66	<b>22</b>	
	11	<b>CRYSTAL VASQUEZ</b>	Benbrook(26)			<b>34:27.25</b>	11:05	43.0%	73	<b>28</b>	
	12	<b>CANDYCE REMBERT</b>	Irving(25)			<b>34:27.57</b>	11:05	42.9%	68	<b>24</b>	
	13	<b>LESLIE OLSEN</b>	Eules(27)			<b>35:24.14</b>	11:24	41.8%	83	<b>34</b>	
	14	<b>MORGAN SOUZA</b>	Dallas(28)			<b>35:29.39</b>	11:25	41.7%	82	<b>33</b>	
	15	<b>MARIAM KARAMALI</b>	Dallas(24)			<b>35:40.99</b>	11:29	41.5%	79	<b>32</b>	
	16	<b>YVETTE SEGURA</b>	Fort Worth(28)			<b>37:46.04</b>	12:09	39.2%	92	<b>39</b>	
	17	<b>MADHURA KULKARNI</b>	Plano(29)			<b>38:41.38</b>	12:27	38.3%	93	<b>40</b>	
	18	<b>LAURA RYAN</b>	Dallas(29)			<b>39:11.24</b>	12:37	37.8%	98	<b>44</b>	
	19	<b>CHRISTINA MARTINEZ</b>	Dallas(29)			<b>44:49.22</b>	14:26	33.0%	114	<b>52</b>	
	20	<b>JANE LE</b>	Addison(23)			<b>53:48.02</b>	17:19	27.5%	123	<b>60</b>	
	21	<b>KRISTA HANVEY</b>	Dallas(26)			<b>1:01:20.17</b>	19:45	24.1%	134	<b>66</b>	
F30-39	1	<b>LESLEY SABLATURA</b>	Dallas(32)			<b>28:18.31</b>	9:07	52.4%	32	<b>8</b>	
	2	<b>VERONICA VALDERRAMA</b>	McKinney(31)			<b>32:22.11</b>	10:25	45.8%	57	<b>17</b>	
	3	<b>SUMITHA HATHIRAMANI</b>	(32)			<b>33:12.95</b>	10:41	44.7%	59	<b>18</b>	
	4	<b>BECCA HAYES</b>	Plano(30)			<b>34:34.89</b>	11:08	42.8%	71	<b>27</b>	
	5	<b>KELLY CANAVAN</b>	Dallas(32)			<b>34:36.04</b>	11:08	42.9%	70	<b>26</b>	
	6	<b>MELISSA PRESTON</b>	Dallas(35)			<b>35:25.81</b>	11:24	42.2%	78	<b>31</b>	
	7	<b>JAMILA ALBRITTON</b>	Cedar Hill(30)			<b>35:47.13</b>	11:31	41.4%	87	<b>35</b>	
	8	<b>LISA TORGERSON</b>	Rowlett(37)			<b>36:44.83</b>	11:50	41.0%	90	<b>37</b>	
	9	<b>KAMELA KOLANELE</b>	Dallas(36)			<b>39:11.23</b>	12:37	38.3%	97	<b>43</b>	
	10	<b>HEATHER NICHOLS</b>	Plano(35)			<b>39:24.38</b>	12:41	37.9%	96	<b>42</b>	
	11	<b>DEEPALI NARULA</b>	Plano(31)			<b>42:16.96</b>	13:37	35.0%	103	<b>46</b>	
	12	<b>BETH DUNNE</b>	Addison(31)			<b>42:23.48</b>	13:39	35.0%	104	<b>47</b>	
	13	<b>STEPHANY COLEMAN</b>	Dallas(30)			<b>44:44.27</b>	14:24	33.1%	113	<b>51</b>	
	14	<b>ENID RODRIGUEZ</b>	Dallas(35)			<b>44:53.30</b>	14:27	33.3%	116	<b>54</b>	
	15	<b>ALERO JOE</b>	Dallas(32)			<b>45:07.94</b>	14:32	32.9%	118	<b>56</b>	
	16	<b>SHAUNIESA SISK</b>	Duncanville(32)			<b>52:23.83</b>	16:52	28.3%	121	<b>58</b>	
	17	<b>SIRISHA 6954</b>	Irving(34)			<b>53:26.89</b>	17:12	27.9%	125	<b>62</b>	

Splits were not captured for this race.

**GD** Place among Females

 Positive Split  
 Negative Split

Timing provided by:  
 **DELTAVIEWTIMING.COM**

F40-49	1	<b>MARACHEL KNIGHT</b>	Plano(40)	<b>33:50.26</b>	10:53	45.3%	67	<b>23</b>
	2	<b>MADHU GUPTA</b>	Irving(40)	<b>34:41.62</b>	11:10	44.2%	69	<b>25</b>
	3	<b>JAMIE HENNINGTON</b>	Cedar Hill(49)	<b>35:53.86</b>	11:33	46.6%	88	<b>36</b>
	4	<b>LAN ZHANG</b>	(46)	<b>39:08.50</b>	12:36	41.2%	95	<b>41</b>
	5	<b>AURILENE ACOSTA-KWAN</b>	Miami(41)	<b>40:22.48</b>	13:00	38.2%	101	<b>45</b>
	6	<b>KAVITHA KARANAM</b>	Frisco(43)	<b>42:59.59</b>	13:50	36.5%	106	<b>48</b>
	7	<b>MONICA MCDOWELL</b>	Desoto(42)	<b>43:17.42</b>	13:56	35.9%	107	<b>49</b>
	8	<b>VALERIE WYATT</b>	Garland(45)	<b>52:02.11</b>	16:45	30.7%	122	<b>59</b>
	9	<b>LENELL WYATT</b>	Garland(45)	<b>1:00:55.17</b>	19:36	26.2%	133	<b>65</b>
	10	<b>LAMETRA OFF</b>	Plano(42)	<b>1:01:50.07</b>	19:54	25.2%	137	<b>68</b>
F50-59	1	<b>MARIA MOORE</b>	Plano(51)	<b>23:35.23</b>	7:36	<b>72.6%</b>	12	<b>3</b>
	2	<b>JANET HARSH</b>	Overland Park(55)	<b>25:34.53</b>	8:14	<b>70.6%</b>	22	<b>6</b>
	3	<b>SWARANALATA 6952</b>	Irving(55)	<b>43:58.01</b>	14:09	41.0%	111	<b>50</b>
	4	<b>LAURIE POLLOCK</b>	Plano(51)	<b>53:52.33</b>	17:20	31.8%	124	<b>61</b>
	5	<b>LATHA SUKUMAR</b>	Belton(58)	<b>54:10.35</b>	17:26	34.7%	130	<b>64</b>
	6	<b>LAURA SEARS</b>	Plano(50)	<b>54:17.24</b>	17:28	31.2%	126	<b>63</b>
F60-99	1	<b>TERESA KEENAN</b>	Dallas(61)	<b>33:45.10</b>	10:52	58.1%	63	<b>21</b>
	2	<b>MARGARET FAIR</b>	Dallas(65)	<b>45:14.87</b>	14:34	46.0%	115	<b>53</b>
	3	<b>HEMA KULKARNI</b>	Plano(61)	<b>51:53.45</b>	16:42	37.8%	119	<b>57</b>
	4	<b>LINDA PIETROK</b>	Dallas(61)	<b>1:02:48.95</b>	20:13	31.2%	136	<b>67</b>

Splits were not captured for this race.

**GD** Place among Females

▲ Positive Split  
 ▼ Negative Split

Timing provided by:  
 **DELTAVIEWTIMING.COM**

Dist	OA	Bib Name	GD	AgeGrp	AG	Start	1stH	2ndH	△	Net Chip Time	Pace	5KEq	Clock Time	AgeGD
5K	1	940 Jason Trevino (M24)	1	M20-29	OA	---				16:36.17	5:21	16.60	16:36.17	77.7%
5K	2	877 Steve Pfiffner (M47)	2	M40-49	O2	---				17:00.31	5:28	17.00	17:00.31	84.7%
5K	3	949 Mike Penney (M53)	3	M50-59	1st	---				19:06.69	6:09	19.10	19:06.69	79.1%
5K	4	836 Trever Napier (M48)	4	M40-49	1st	0.2				19:31.35	6:17	19.52	19:31.50	74.3%
5K	5	944 Korey Hartman (M24)	5	M20-29	1st	---				20:08.69	6:29	20.13	20:08.69	64.0%
5K	6	913 Anil Devegowda (M32)	6	M30-39	1st	0.1				20:40.95	6:39	20.67	20:41.06	62.9%
5K	7	958 Christopher Garcia (M25)	7	M20-29	2nd	---				21:22.53	6:53	21.37	21:22.53	60.3%
5K	8	893 Marina Boyko (F32)	1	F30-39	OA	5.2				22:18.79	7:11	22.30	22:23.98	66.5%
5K	9	814 Ashley Pride (F35)	2	F30-39	O2	0.6				22:36.19	7:17	22.60	22:36.80	66.2%
5K	10	947 Clint J Priest (M34)	8	M30-39	2nd	1.8				23:04.58	7:26	23.07	23:06.38	56.8%
5K	11	945 Maimoni Des (M49)	9	M40-49	2nd	2.9				23:14.25	7:29	23.23	23:17.13	63.0%
5K	12	905 Maria Moore (F51)	3	F50-59	1st	0.2				23:35.23	7:36	23.58	23:35.47	72.6%
5K	13	870 Rob Harsh (M54)	10	M50-59	2nd	0.5				23:42.37	7:38	23.70	23:42.86	64.3%
5K	14	969 Navin Hathiramani (M33)	11	M30-39	3	4.8				24:01.61	7:44	24.02	24:06.46	54.3%
5K	15	863 Jacob Torgerson (M11)	12	M01-19	1st	15.5				23:53.86	7:42	23.88	24:09.39	64.0%
5K	16	927 Eric Bell (M35)	13	M30-39	4	7.7				24:02.36	7:44	24.03	24:10.08	54.8%
5K	17	875 Angelo Del Vecchio (M31)	14	M30-39	5	12.2				24:28.16	7:53	24.47	24:40.38	53.0%
5K	18	878 Clay Buckley (M32)	15	M30-39	6	11.9				24:31.34	7:54	24.52	24:43.26	53.0%
5K	19	862 Molly Robinson (F9)	4	F01-19	1st	---				25:25.95	8:11	25.42	25:25.95	69.0%
5K	20	876 Natalie Contorno (F25)	5	F20-29	1st	11.3				25:18.23	8:09	25.30	25:29.55	58.5%
5K	21	812 Thai Tran (M30)	16	M30-39	7	19.3				25:13.49	8:07	25.22	25:32.77	51.3%
5K	22	871 Janet Harsh (F55)	6	F50-59	2nd	0.1				25:34.53	8:14	25.57	25:34.59	70.6%
5K	23	857 Paul Lin (M24)	17	M20-29	3	3.3				26:03.37	8:23	26.05	26:06.67	49.5%
5K	24	859 Soo Lee (F24)	7	F20-29	2nd	2.7				26:48.70	8:38	26.80	26:51.38	55.2%
5K	25	928 Ej Cuenca (M29)	18	M20-29	4	13.3				27:13.96	8:46	27.22	27:27.27	47.4%
5K	26	925 Adam Hobson (M30)	19	M30-39	8	3.8				27:32.17	8:52	27.53	27:35.95	47.0%
5K	27	346 David Ta (M51)	20	M50-59	3	17.0				27:33.93	8:52	27.55	27:50.92	53.9%
5K	28	892 John Cannata (M15)	21	M01-19	2nd	4.4				27:46.80	8:56	27.77	27:51.25	50.1%
5K	29	891 Jared Merves (M36)	22	M30-39	9	6.8				28:06.61	9:03	28.10	28:13.42	47.2%
5K	30	968 Temporary 6968 (M)	23	MUnkno	1st	7.0				28:15.32	9:06	28.25	28:22.29	
5K	31	900 Clark Pollock (M53)	24	M50-59	4	6.9				28:21.53	9:08	28.35	28:28.41	53.3%
5K	32	946 Lesley Sablatura (F32)	8	F30-39	1st	10.5				28:18.31	9:07	28.30	28:28.81	52.4%
5K	33	942 Vince Harrington (M48)	25	M40-49	3	3.0				29:21.02	9:27	29.35	29:23.99	49.5%
5K	34	922 Kevin Jones (M54)	26	M50-59	5	11.3				29:29.28	9:29	29.48	29:40.58	51.7%
5K	35	356 Nick Anagnostis (M32)	27	M30-39	12	6.4				29:46.15	9:35	29.77	29:52.57	43.7%
5K	36	820 James Off (M39)	28	M30-39	10	20.6				29:35.95	9:32	29.58	29:56.57	45.8%
5K	37	854 Doug Arendell (M31)	29	M30-39	11	23.1				29:44.94	9:35	29.73	30:08.07	43.6%
5K	38	853 Aarika Andrews (F29)	9	F20-29	3	23.5				29:45.32	9:35	29.75	30:08.79	49.7%
5K	39	909 Blake Emert (M23)	30	M20-29	5	---				30:14.59	9:44	30.23	30:14.59	42.7%
5K	40	978 Matthew Robles (M12)	31	M01-19	3	1.1				30:25.07	9:47	30.42	30:26.21	48.9%
5K	41	910 Hannah Emert (F24)	10	F20-29	4	9.8				30:17.61	9:45	30.28	30:27.45	48.9%
5K	42	899 Chris Bearden (M46)	32	M40-49	4	0.7				30:27.34	9:48	30.45	30:28.00	46.9%
5K	43	808 Gabrielle Nguyen (F24)	11	F20-29	5	2.3				30:27.68	9:48	30.45	30:30.02	48.6%
5K	44	979 Esav Robles Jr (M8)	33	M01-19	4	0.7				30:33.42	9:50	30.55	30:34.11	55.7%

Splits were not captured for this race.

GD Place among Females

△ Positive Split  
△ Negative Split

Timing provided by:  
 DELTAVIEWTIMING.COM

5K	45	885	Temporary 6885 (M)	34	MUnkno	2nd	21.5	30:25.00	9:47	30.42	30:46.47	
5K	46	888	Rajesh Narayan (M36)	35	M30-39	14	5.2	30:46.13	9:54	30.77	30:51.31	43.1%
5K	47	827	Robert Segura (M28)	36	M20-29	6	5.8	30:49.78	9:55	30.82	30:55.54	41.8%
5K	48	847	Luis Valderrama (M36)	37	M30-39	13	17.1	30:43.72	9:53	30.72	31:00.80	43.1%
5K	49	914	Eric Hohman (M16)	38	M01-19	5	1.0	31:15.33	10:04	31.25	31:16.36	43.8%
5K	50	868	Joseph Scrivner (M38)	39	M30-39	15	---	31:34.86	10:10	31.57	31:34.86	42.6%
5K	51	941	Donna Little (F27)	12	F20-29	6	8.6	31:49.53	10:15	31.82	31:58.15	46.5%
5K	52	897	Katy Davies (F28)	13	F20-29	7	13.7	32:06.51	10:20	32.10	32:20.20	46.1%
5K	53	830	Jennifer Elizondo (F27)	14	F20-29	8	19.3	32:11.34	10:22	32.18	32:30.64	46.0%
5K	54	929	Bobby Bobzien (F15)	15	F01-19	2nd	2.1	32:37.07	10:30	32.62	32:39.22	47.5%
5K	55	939	Leslie Wilson (F15)	16	F01-19	3	1.3	32:43.94	10:32	32.72	32:45.19	47.3%
5K	56	865	Stephen Torgerson (M44)	40	M40-49	5	12.1	32:33.70	10:29	32.55	32:45.77	43.2%
5K	57	845	Veronica Valderrama (F31)	17	F30-39	2nd	29.5	32:22.11	10:25	32.37	32:51.61	45.8%
5K	58	920	Scott Dallal (M48)	41	M40-49	6	18.1	32:36.60	10:30	32.60	32:54.72	44.5%
5K	59	965	Sumitha Hathiramani (F32)	18	F30-39	3	4.8	33:12.95	10:41	33.20	33:17.71	44.7%
5K	60	933	Morgan Lyles (F23)	19	F20-29	9	7.2	33:14.22	10:42	33.23	33:21.39	44.5%
5K	61	908	Danielle Dunbar (F15)	20	F01-19	4	1.4	33:26.50	10:46	33.43	33:27.93	46.3%
5K	62	932	Frank Daniels (M53)	42	M50-59	6	2.6	33:27.87	10:46	33.45	33:30.46	45.2%
5K	63	872	Teresa Keenan (F61)	21	F60-99	1st	4.0	33:45.10	10:52	33.75	33:49.14	58.1%
5K	64	948	Mike Colvin (M60)	43	M60-99	1st	9.0	33:43.27	10:51	33.72	33:52.25	47.6%
5K	65	957	Harin Pagidimunthala (M24)	44	M20-29	7	24.6	33:28.32	10:46	33.47	33:52.88	38.5%
5K	66	825	Mina Back (F24)	22	F20-29	10	3.2	33:51.48	10:54	33.85	33:54.64	43.7%
5K	67	850	Marachel Knight (F40)	23	F40-49	1st	13.0	33:50.26	10:53	33.83	34:03.31	45.3%
5K	68	839	Candyce Rembert (F25)	24	F20-29	12	14.9	34:27.57	11:05	34.45	34:42.45	42.9%
5K	69	943	Madhu Gupta (F40)	25	F40-49	2nd	5.0	34:41.62	11:10	34.68	34:46.64	44.2%
5K	70	815	Kelly Canavan (F32)	26	F30-39	5	11.0	34:36.04	11:08	34.60	34:47.04	42.9%
5K	71	896	Becca Hayes (F30)	27	F30-39	4	14.9	34:34.89	11:08	34.57	34:49.82	42.8%
5K	72	950	Steve Hayes (M61)	45	M60-99	2nd	15.1	34:36.15	11:08	34.60	34:51.21	46.8%
5K	73	821	Crystal Vasquez (F26)	28	F20-29	11	29.8	34:27.25	11:05	34.45	34:57.07	43.0%
5K	74	864	Lauren Torgerson (F9)	29	F01-19	5	12.1	34:46.57	11:12	34.77	34:58.66	50.5%
5K	75	966	Nikita Guntu (F12)	30	F01-19	6	5.4	35:08.06	11:19	35.13	35:13.45	46.3%
5K	76	977	Anil Jain (M29)	46	M20-29	8	22.9	34:55.65	11:15	34.92	35:18.60	37.0%
5K	77	931	Apparao Guntu (M47)	47	M40-49	8	5.5	35:22.62	11:23	35.37	35:28.12	40.7%
5K	78	860	Melissa Preston (F35)	31	F30-39	6	16.5	35:25.81	11:24	35.42	35:42.32	42.2%
5K	79	807	Mariam Karamali (F24)	32	F20-29	15	3.3	35:40.99	11:29	35.67	35:44.31	41.5%
5K	80	810	Adnan Dhanani (M27)	48	M20-29	11	4.0	35:40.93	11:29	35.67	35:44.88	36.2%
5K	81	846	Chad Kern (M41)	49	M40-49	7	42.1	35:09.80	11:19	35.15	35:51.89	39.1%
5K	82	849	Morgan Souza (F28)	33	F20-29	14	22.7	35:29.39	11:25	35.48	35:52.08	41.7%
5K	83	834	Leslie Olsen (F27)	34	F20-29	13	30.6	35:24.14	11:24	35.40	35:54.72	41.8%
5K	84	831	Andrew Moultrie (M24)	50	M20-29	9	30.2	35:25.20	11:24	35.42	35:55.36	36.4%
5K	85	833	Joseph Vanhook (M23)	51	M20-29	10	30.9	35:31.81	11:26	35.52	36:02.71	36.3%
5K	86	937	Bill Partridge (M51)	52	M50-59	7	10.5	35:53.14	11:33	35.88	36:03.63	41.4%
5K	87	829	Jamila Albritton (F30)	35	F30-39	7	28.8	35:47.13	11:31	35.78	36:15.93	41.4%
5K	88	828	Jamie Hennington (F49)	36	F40-49	3	29.1	35:53.86	11:33	35.88	36:22.96	46.6%
5K	89	976	Hardik Shah (M27)	53	M20-29	12	23.0	36:03.28	11:36	36.05	36:26.32	35.8%

GD Place among Females

▲ Positive Split  
 ▼ Negative Split

Timing provided by:  
 DELTAVIEWTIMING.COM

Splits were not captured for this race.

5K	90	866	Lisa Torgerson (F37)	37	F30-39	8	16.1	36:44.83	11:50	36.73	37:00.91	41.0%
5K	91	938	Helena Shakesby (F15)	38	F01-19	7	2.0	37:17.46	12:00	37.28	37:19.49	41.6%
5K	92	826	Yvette Segura (F28)	39	F20-29	16	8.4	37:46.04	12:09	37.77	37:54.45	39.2%
5K	93	911	Madhura Kulkarni (F29)	40	F20-29	17	3.5	38:41.38	12:27	38.68	38:44.90	38.3%
5K	94	886	Temporary 6886 (M)	54	MUnkno	3	21.8	38:43.51	12:28	38.72	39:05.35	
5K	95	956	Lan Zhang (F46)	41	F40-49	4	17.5	39:08.50	12:36	39.13	39:26.01	41.2%
5K	96	903	Heather Nichols (F35)	42	F30-39	10	3.0	39:24.38	12:41	39.40	39:27.37	37.9%
5K	97	960	Kamela Kolanele (F36)	43	F30-39	9	21.8	39:11.23	12:37	39.18	39:33.03	38.3%
5K	98	959	Laura Ryan (F29)	44	F20-29	18	22.3	39:11.24	12:37	39.18	39:33.57	37.8%
5K	99	884	Juston Williams (M34)	55	M30-39	16	19.5	40:03.61	12:54	40.05	40:23.09	32.7%
5K	100	907	Alan Oatsvall (M47)	56	M40-49	9	7.7	40:16.51	12:58	40.27	40:24.16	35.8%
5K	101	901	Aurilene Acosta-kwan (F41)	45	F40-49	5	26.6	40:22.48	13:00	40.37	40:49.10	38.2%
5K	102	935	Mark Pomer (M63)	57	M60-99	3	---	41:42.40	13:25	41.70	41:42.40	39.5%
5K	103	975	Deepali Narula (F31)	46	F30-39	11	17.0	42:16.96	13:37	42.27	42:33.98	35.0%
5K	104	930	Beth Dunne (F31)	47	F30-39	12	13.3	42:23.48	13:39	42.38	42:36.74	35.0%
5K	105	890	Jose Garcia (M28)	58	M20-29	13	24.0	42:29.04	13:40	42.48	42:53.01	30.4%
5K	106	964	Kavitha Karanam (F43)	48	F40-49	6	6.7	42:59.59	13:50	42.98	43:06.32	36.5%
5K	107	838	Monica Mcdowell (F42)	49	F40-49	7	28.5	43:17.42	13:56	43.28	43:45.92	35.9%
5K	108	916	Venu Yenuga (M31)	59	M30-39	17	19.5	43:44.77	14:05	43.73	44:04.24	29.6%
5K	109	803	George Fair (M68)	60	M60-99	4	9.7	43:56.41	14:09	43.93	44:06.09	39.3%
5K	110	904	Tim Nichols (M38)	61	M30-39	18	13.5	43:53.23	14:08	43.88	44:06.78	30.6%
5K	111	952	Swaranalata (F55)	50	F50-59	3	56.5	43:58.01	14:09	43.97	44:54.55	41.0%
5K	112	963	Baku Kshatriya (M55)	62	M50-59	8	17.8	44:42.13	14:23	44.70	44:59.90	34.4%
5K	113	926	Stephany Coleman (F30)	51	F30-39	13	27.2	44:44.27	14:24	44.73	45:11.50	33.1%
5K	114	889	Christina Martinez (F29)	52	F20-29	19	24.1	44:49.22	14:26	44.82	45:13.33	33.0%
5K	115	802	Margaret Fair (F65)	53	F60-99	2nd	9.1	45:14.87	14:34	45.23	45:23.93	46.0%
5K	116	844	Enid Rodriguez (F35)	54	F30-39	14	31.0	44:53.30	14:27	44.88	45:24.32	33.3%
5K	117	921	Deanna Dallal (F18)	55	F01-19	8	18.1	45:06.60	14:31	45.10	45:24.65	33.2%
5K	118	855	Alero Joe (F32)	56	F30-39	15	27.1	45:07.94	14:32	45.12	45:35.08	32.9%
5K	119	912	Hema Kulkarni (F61)	57	F60-99	3	4.1	51:53.45	16:42	51.88	51:57.60	37.8%
5K	120	806	Sai Kiran Rupanagudi (M29)	63	M20-29	14	20.4	51:47.96	16:40	51.78	52:08.39	24.9%
5K	121	934	Shauniesa Sisk (F32)	58	F30-39	16	16.3	52:23.83	16:52	52.38	52:40.10	28.3%
5K	122	918	Valerie Wyatt (F45)	59	F40-49	8	39.5	52:02.11	16:45	52.03	52:41.61	30.7%
5K	123	924	Jane Le (F23)	60	F20-29	20	6.3	53:48.02	17:19	53.80	53:54.29	27.5%
5K	124	801	Laurie Pollock (F51)	61	F50-59	4	10.2	53:52.33	17:20	53.87	54:02.52	31.8%
5K	125	954	Sirisha (F34)	62	F30-39	17	55.3	53:26.89	17:12	53.43	54:22.20	27.9%
5K	126	805	Laura Sears (F50)	63	F50-59	6	12.0	54:17.24	17:28	54.28	54:29.26	31.2%
5K	127	804	Jim Parker (M50)	64	M50-59	10	12.6	54:16.72	17:28	54.27	54:29.30	27.2%
5K	128	955	Krishna Rao (M50)	65	M50-59	9	55.1	53:45.18	17:18	53.75	54:40.29	27.4%
5K	129	962	Sundaram Sukumar (M60)	66	M60-99	5	57.3	54:09.40	17:26	54.15	55:06.69	29.6%
5K	130	961	Latha Sukumar (F58)	64	F50-59	5	57.4	54:10.35	17:26	54.17	55:07.72	34.7%
5K	131	953	Murali (M34)	67	M30-39	19	56.3	54:59.92	17:42	54.98	55:56.19	23.8%
5K	132	951	Vera Kodeboyina (M30)	68	M30-39	20	55.9	55:02.09	17:43	55.03	55:57.98	23.5%
5K	133	919	Lenell Wyatt (F45)	65	F40-49	9	38.0	1:00:55.17	19:36	60.92	1:01:33.22	26.2%
5K	134	883	Krista Hanvey (F26)	66	F20-29	21	36.6	1:01:20.17	19:45	61.33	1:01:56.77	24.1%

GD Place among Females

▲ Positive Split  
 ▼ Negative Split



Timing provided by:  
 DELTAVIEWTIMING.COM

Splits were not captured for this race.

5K	135	882	Jason Harvey (M30)	69	M30-39	21	34.5	1:01:53.13	19:55	61.88	1:02:27.62	20.9%
5K	136	881	Linda Pietrok (F61)	67	F60-99	4	36.9	1:02:48.95	20:13	62.80	1:03:25.84	31.2%
5K	137	819	Lametra Off (F42)	68	F40-49	10	173.2	1:01:50.07	19:54	61.83	1:04:43.31	25.2%
Average Finish Time:								<b>0:35:56</b>	Average Age Grade:		<b>44.2%</b>	

Splits were not captured for this race.

**GD** Place among Females

 Positive Split  
 Negative Split

Timing provided by:  
 **DELTAVIEWTIMING.COM**