

Mile Overall		5K Overall		5K Masters		5K Seniors	
Chris Shirk	5:04.63	Aiden Ellis	18:23.90	Wayne Brunet	21:32.16	Vijayan Nair	24:48.75
Blake Bruser	7:17.10	Carolina Orsi	25:09.44	Kuay Sullivan	28:38.38	Kim Andres	29:19.18

## 5K MALE

		34 MALE Runners --- Average Time of 31:55						Avg. Age Grade: 51.1%		Place in	
	Name	City	(Age)	Half	Split	Chip Time	FN*	Pace	Age Grade	OA	GD
OVERALL	1 Aiden Ellis	Denton	(16)	9:07	+10	18:23.90	ML	5:55.3	74.4%	1	1
MASTERS	1 Wayne Brunet	Grand Prairie	(42)	10:40	+11	21:32.16	✓	6:55.9	64.3%	3	3
SENIORS	1 Vijayan Nair	Plano	(59)	12:16	+17	24:48.75	ML	7:59.2	64.1%	5	5
M01-09	1 Grayson Bubela	Haslet	(9)	16:49	+27	34:04.46	ML	10:58.1	48.0%	30	22
	2 Alex Toth	Coppell	(9)	17:32	-51	34:13.35	✓	11:00.9	47.8%	32	24
M10-14	1 Connor Shipp	Haslet	(11)	15:46	-57	30:34.75	ML	9:50.6	50.0%	17	13
	2 Dylan Loudermilk	Haslet	(10)	16:49	-50	32:48.33	ML	10:33.5	48.1%	27	20
	3 Mason Marks	Carrollton	(10)	15:36	+269	35:41.29		11:29.2	44.2%	37	26
M20-24	1 Chris Shirk	Mile Race Group	(24)	9:32	+34	19:38.00	ML	6:19.2	65.7%	2	2
M25-29	1 Kyle Drew	Denton	(27)	12:38	-9	25:06.15	✓	8:04.8	51.4%	7	6
M40-44	1 Balaji Ammanji Sundararaju	Coppell	(40)	13:44	+119	29:27.36	ML✓	9:28.9	46.3%	16	12
	2 Christopher Marks	Carrollton	(41)	16:16	-8	32:24.54		10:25.9	42.4%	24	17
	3 Gabor Toth	Coppell	(42)	17:31	-50	34:11.47		11:00.3	40.5%	31	23
M50-54	1 Marcus O'con	Dallas	(51)	11:47	-15	23:19.74	ML	7:30.5	63.7%	4	4
	2 Rich Weklar	Bartonville	(51)	13:37	+10	27:22.99		8:48.8	54.3%	10	9
	3 Nathan Bruser	Highland Village	(51)	15:48	-70	30:25.23		9:47.5	48.9%	50	31
	4 Chris Goins	Garland	(52)	15:31	+87	32:29.14		10:27.4	46.1%	25	18
	5 Ryan Pogue	Carrollton	(51)	16:06	+37	32:47.68		10:33.3	45.3%	29	21
	6 Chris Wong	Arlington	(52)	19:45	+47	40:16.42		12:57.8	37.2%	41	28
	7 Rich Cronin	Arlington	(54)	20:08	+70	41:26.79		13:20.4	36.8%	46	29
	8 Carlos Ordonez	Carrollton	(52)	21:04	+108	43:55.75		14:08.4	34.1%	48	30
	9 Michael Rowland	Little Elm	(54)	29:04	-6	58:01.58		18:40.6	26.3%	51	32
M55-59	1 Ruben Saguil	Carrollton	(57)	12:09	+23	24:41.23		7:56.8	63.3%	54	34
	2 Doug Waters	Carrollton	(58)	13:47	+8	27:42.42		8:55.1	56.9%	11	10
	3 Jeffrey Conklin	Arlington	(59)	17:11	+41	35:02.98		11:16.9	45.4%	35	25
M60-64	1 David Short	Frisco	(61)	13:53	-12	27:33.57		8:52.2	58.7%	19	15
	2 Jaws Hansen	Dallas	(62)	14:06	-21	27:50.38	ML	8:57.6	58.6%	12	11
	3 Tim Kerr	Savannah	(60)	15:27	+109	32:42.30		10:31.6	49.0%	26	19
	4 John Kramer	Plano	(60)	26:26	+10	53:02.04		17:04.2	30.2%	53	33
M65-69	1 Ruben Arevalo	Carrollton	(67)	13:22	+14	26:58.58	ML	8:41.0	63.3%	8	7
	2 Julio Lopez	Farmers Branch	(66)	13:41	+2	27:24.90	ML	8:49.4	61.8%	9	8
	3 Peter Chan	Coppell	(69)	15:23	-1	30:43.92	ML	9:53.5	56.7%	18	14
	4 Robert Simpson	Coppell	(67)	18:37	-6	37:06.72		11:56.7	46.0%	39	27
M80-99	1 Wally Capps	Farmers Branch	(81)	15:43	-5	31:19.99	ML	10:05.1	68.8%	20	16

# 5K FEMALE

20 FEMALE Runners --- Average Time of **35:36**


Avg. Age Grade: **51.3%**

Place in

	Name	City	(Age)	Half	Split	Chip Time	FN*	Pace	Age Grade	OA	GD
OVERALL	1 <b>Carolina Orsi</b>	College Station	(27)	12:32	+6	<b>25:09.44</b>		8:05.8	58.8%	6	<b>1</b>
MASTERS	1 <b>Kuay Sullivan</b>	Coppell	(56)	14:27	-15	<b>28:38.38</b> 		9:13.1	<b>63.9%</b>	14	<b>3</b>
SENIORS	1 <b>Kim Andres</b>	Irving	(69)	14:24	+31	<b>29:19.18</b>		9:26.2	<b>75.6%</b>	15	<b>4</b>
F10-14	1 <b>Blake Bruser</b>	Highland Village	(13)	15:47	-100	<b>29:53.48</b> 		9:37.3	53.4%	49	<b>19</b>
	2 <b>Chaithanya Srikanth</b>	Coppell	(11)	18:49	+167	<b>40:24.31</b>		13:00.3	41.2%	42	<b>14</b>
F15-19	1 <b>Aqeela Afreen Sadullah</b>	Coppell	(15)	18:49	+172	<b>40:30.61</b>	✓	13:02.3	38.3%	43	<b>15</b>
F25-29	1 <b>Anna Kerr</b>	Lewisville	(28)	15:14	+88	<b>31:56.20</b>		10:16.8	46.3%	22	<b>6</b>
F30-34	1 <b>Gabrielle Fripp</b>	Carrollton	(30)	14:07	-13	<b>28:00.65</b>		9:00.9	52.9%	13	<b>2</b>
F35-39	1 <b>Emily Whitehurst</b>	Carrollton	(36)	15:52	+19	<b>32:02.75</b>		10:18.9	46.8%	23	<b>7</b>
F40-44	1 <b>Aimee Ellis</b>	Denton	(42)	17:02	+53	<b>34:57.14</b>		11:15.0	44.5%	34	<b>10</b>
	2 <b>Leah Marks</b>	Carrollton	(42)	16:16	+184	<b>35:36.44</b>		11:27.7	43.7%	38	<b>12</b>
F50-54	1 <b>Amie Goins</b>	Garland	(50)	15:09	+71	<b>31:28.50</b>		10:07.9	53.8%	21	<b>5</b>
	2 <b>Debbie Riedner</b>	Dallas	(53)	16:21	+10	<b>32:51.74</b> 		10:34.6	53.5%	28	<b>8</b>
	3 <b>Kim Tsutsui</b>	Arlington	(54)	19:37	+83	<b>40:37.28</b>		13:04.5	43.8%	44	<b>16</b>
	4 <b>Sheila Holen</b>	Lewisville	(51)	29:02	-4	<b>58:00.75</b>		18:40.3	29.5%	52	<b>20</b>
F55-59	1 <b>Yanira Lopez</b>	Farmers Branch	(59)	16:48	+72	<b>34:47.58</b> 		11:11.9	54.8%	33	<b>9</b>
	2 <b>Susan Schafer</b>	Carrollton	(57)	20:39	+7	<b>41:24.39</b>		13:19.6	44.8%	45	<b>17</b>
F60-64	1 <b>Betsy Palmer</b>	Carrollton	(61)	17:39	-16	<b>35:01.57</b>		11:16.4	56.0%	36	<b>11</b>
F65-69	1 <b>Jerri Hixson</b>	Plano	(68)	19:38	+9	<b>39:25.21</b>		12:41.3	55.3%	40	<b>13</b>
F80-99	1 <b>Mary Kaplan</b>	Sunrise Beach	(83)	21:58	-120	<b>41:56.45</b>		13:30.0	<b>69.8%</b>	47	<b>18</b>


FN\*:  Broke Age-Group Record


**GD** Place among Females

 Positive Split

Timing provided by:

9/25/2022

 Ran Mile before 5K ✓ # Races PR @ Carrollton Runners (2003 & later)

 Negative Split



**DeltaViewTiming.com**

# 1M MALE

		14 MALE Runners --- Average Time of <b>9:00</b>					Avg. Age Grade: <b>53.3%</b>			Place in	
	Name	City	(Age)	Half	Split	Chip Time	FN*	Pace	Age Grade	OA	GD
OVERALL	1 <b>Chris Shirk</b>	Mile Race Group	(24)			<b>5:04.63</b>		5:04.6	<b>73.1%</b>	1	1
M01-09	1 <b>Grayson Bubela</b>	Haslet	(9)			<b>10:43.86</b>		10:43.9	43.8%	17	12
M10-14	1 <b>Connor Shipp</b>	Haslet	(11)			<b>8:33.30</b>		8:33.3	51.4%	8	7
	2 <b>Dylan Loudermilk</b>	Haslet	(10)			<b>8:39.62</b>		8:39.6	52.4%	10	8
M15-19	1 <b>Avi Burstein</b>	Dallas	(17)			<b>6:15.91</b>		6:15.9	<b>62.0%</b>	2	2
	2 <b>Aiden Ellis</b>	Denton	(16)			<b>12:35.61</b>		12:35.6	31.3%	19	13
M40-44	1 <b>Balaji Ammanji Sundararaju</b>	Coppell	(40)			<b>13:45.19</b>		13:45.2	28.5%	22	14
M50-54	1 <b>Marcus O'con</b>	Dallas	(51)			<b>8:48.24</b>		8:48.2	48.6%	11	9
M55-59	1 <b>Vijayan Nair</b>	Plano	(59)			<b>7:34.57</b>		7:34.6	<b>60.4%</b>	4	3
M60-64	1 <b>Jaws Hansen</b>	Dallas	(62)			<b>8:08.73</b>		8:08.7	57.6%	7	6
M65-69	1 <b>Ruben Arevalo</b>	Carrollton	(67)			<b>7:41.50</b>		7:41.5	<b>63.9%</b>	5	4
	2 <b>Julio Lopez</b>	Farmers Branch	(66)			<b>7:45.84</b>		7:45.8	<b>62.7%</b>	6	5
	3 <b>Peter Chan</b>	Coppell	(69)			<b>10:18.66</b>		10:18.7	48.6%	16	11
M80-99	1 <b>Wally Capps</b>	Farmers Branch	(81)			<b>10:03.84</b>		10:03.8	<b>61.6%</b>	15	10

# 1M FEMALE

		8 FEMALE Runners --- Average Time of <b>10:13</b>					Avg. Age Grade: <b>51.0%</b>			Place in	
	Name	City	(Age)	Half	Split	Chip Time	FN*	Pace	Age Grade	OA	GD
OVERALL	1 <b>Blake Bruser</b>	Highland Village	(13)			<b>7:17.10</b>		7:17.1	<b>62.1%</b>	3	<b>1</b>
F01-09	1 <b>Atifa Asreen Sadullah</b>	Coppell	(8)			<b>12:58.78</b>	✓	12:58.8	39.5%	20	<b>7</b>
	2 <b>Kavya Balaji</b>	Coppell	(6)			<b>13:43.36</b>		13:43.4	40.3%	21	<b>8</b>
F10-14	1 <b>Yuvathi Balaji</b>	Coppell	(10)			<b>11:22.90</b>	✓	11:22.9	42.5%	18	<b>6</b>
F30-34	1 <b>Jesica Seykora</b>	Aubrey	(31)			<b>8:35.17</b>		8:35.2	49.0%	9	<b>2</b>
F50-54	1 <b>Debbie Riedner</b>	Dallas	(53)			<b>8:48.59</b>		8:48.6	58.8%	12	<b>3</b>
F55-59	1 <b>Kuay Sullivan</b>	Coppell	(56)			<b>9:15.46</b>		9:15.5	58.3%	13	<b>4</b>
	2 <b>Yanira Lopez</b>	Farmers Branch	(59)			<b>9:45.89</b>		9:45.9	57.6%	14	<b>5</b>

1M	Bib Name	GD	AgeGrp	AG	Start	1stH	2ndH	△	FinishTime+	FN*	Pace	5KEqClock	Time	AgeGD
1	6998 Chris Shirk (M24)	1	M20-24	OA	---				5:04.63		5:04.6	17.33	5:04.63	73.1%
2	6001 Avi Burstein (M17)	2	M15-19	1st	---				6:15.91	⌘	6:15.9	21.38	6:15.91	62.0%
3	7096 Blake Bruser (F13)	1	F10-14	OA	---				7:17.10		7:17.1	24.92	7:17.10	62.1%
4	7117 Vijayan Nair (M59)	3	M55-59	1st	---				7:34.57		7:34.6	25.89	7:34.57	60.4%
5	7155 Ruben Arevalo (M67)	4	M65-69	1st	---				7:41.50		7:41.5	26.29	7:41.50	63.9%
6	7193 Julio Lopez (M66)	5	M65-69	2nd	---				7:45.84		7:45.8	26.51	7:45.84	62.7%
7	7060 Jaws Hansen (M62)	6	M60-64	1st	---				8:08.73		8:08.7	27.83	8:08.73	57.6%
8	6984 Connor Shipp (M11)	7	M10-14	1st	---				8:33.30		8:33.3	29.25	8:33.30	51.4%
9	6836 Jesica Seykora (F31)	2	F30-34	1st	---				8:35.17	⌘	8:35.2	29.36	8:35.17	49.0%
10	6881 Dylan Loudermilk (M10)	8	M10-14	2nd	---				8:39.62		8:39.6	29.59	8:39.62	52.4%
11	7270 Marcus O'con (M51)	9	M50-54	1st	---				8:48.24		8:48.2	30.11	8:48.24	48.6%
12	7121 Debbie Riedner (F53)	3	F50-54	1st	---				8:48.59		8:48.6	30.11	8:48.59	58.8%
13	7265 Kuay Sullivan (F56)	4	F55-59	1st	---				9:15.46		9:15.5	31.65	9:15.46	58.3%
14	7198 Yanira Lopez (F59)	5	F55-59	2nd	---				9:45.89		9:45.9	33.36	9:45.89	57.6%
15	7916 Wally Capps (M81)	10	M80-99	1st	---				10:03.84		10:03.8	34.38	10:03.84	61.6%
16	7153 Peter Chan (M69)	11	M65-69	3rd	---				10:18.66		10:18.7	35.24	10:18.66	48.6%
17	6003 Grayson Bubela (M9)	12	M01-09	1st	---				10:43.86	⌘	10:43.9	36.66	10:43.86	43.8%
18	6980 Yuvathi Balaji (F10)	6	F10-14	1st	---				11:22.90	✓ 1	11:22.9	38.89	11:22.90	42.5%
19	6006 Aiden Ellis (M16)	13	M15-19	2nd	---				12:35.61	⌘	12:35.6	43.05	12:35.61	31.3%
20	6761 Atifa Asreen Sadullah (F8)	7	F01-09	1st	---				12:58.78	✓ 2	12:58.8	44.36	12:58.78	39.5%
21	6791 Kavya Balaji (F6)	8	F01-09	2nd	---				13:43.36		13:43.4	46.93	13:43.36	40.3%
22	6979 Balaji Ammanji Sundararaju (	14	M40-44	1st	---				13:45.19		13:45.2	47.04	13:45.19	28.5%

✓ 2 Club PR's

Average Finish Time: 09:26 4 First Timers

Average Age Grade: 52.5%

5K	Bib Name	GD	AgeGrp	AG	Start	1stH	2ndH	△	FinishTime+	FN*	Pace	5KEqClock	Time	AgeGD
1	6006 Aiden Ellis (M16)	1	M15-19	OA	---	9:07	9:17	+10	18:23.90	⌘	5:55.3	18.38	18:23.90	74.4%
2	6998 Chris Shirk (M24)	2	M20-24	1st	---	9:32	10:06	+34	19:38.00	⌘	6:19.2	19.63	19:38.00	65.7%
3	6997 Wayne Brunet (M42)	3	M40-44	MS	97.6	10:40	10:52	+11	21:32.16	✓ 1	6:55.9	21.53	23:09.76	64.3%
4	7270 Marcus O'con (M51)	4	M50-54	1st	3.8	11:47	11:33	-15	23:19.74	⌘	7:30.5	23.32	23:23.52	63.7%
5	7117 Vijayan Nair (M59)	5	M55-59	SR	---	12:16	12:33	+17	24:48.75	⌘	7:59.2	24.80	24:48.75	64.1%
6	6004 Carolina Orsi (F27)	1	F25-29	OA	0.1	12:32	12:38	+6	25:09.44	⌘	8:05.8	25.15	25:09.51	58.8%
7	6765 Kyle Drew (M27)	6	M25-29	1st	10.5	12:38	12:29	-9	25:06.15	✓ 2	8:04.8	25.10	25:16.63	51.4%
8	7155 Ruben Arevalo (M67)	7	M65-69	1st	2.6	13:22	13:36	+14	26:58.58	⌘	8:41.0	26.97	27:01.18	63.3%
9	7193 Julio Lopez (M66)	8	M65-69	2nd	2.6	13:41	13:44	+2	27:24.90	⌘	8:49.4	27.40	27:27.50	61.8%
10	7222 Rich Weklar (M51)	9	M50-54	2nd	11.3	13:37	13:46	+10	27:22.99		8:48.8	27.37	27:34.30	54.3%
11	6992 Doug Waters (M58)	10	M55-59	2nd	11.0	13:47	13:55	+8	27:42.42		8:55.1	27.70	27:53.42	56.9%
12	7060 Jaws Hansen (M62)	11	M60-64	2nd	3.3	14:06	13:45	-21	27:50.38	⌘	8:57.6	27.83	27:53.70	58.6%
13	6932 Gabrielle Fripp (F30)	2	F30-34	1st	7.1	14:07	13:54	-13	28:00.65	⌘	9:00.9	28.00	28:07.76	52.9%
14	7265 Kuay Sullivan (F56)	3	F55-59	MS	7.3	14:27	14:12	-15	28:38.38	⌘	9:13.1	28.63	28:45.71	63.9%
15	7040 Kim Andres (F69)	4	F65-69	SR	2.8	14:24	14:55	+31	29:19.18		9:26.2	29.32	29:21.99	75.6%
16	6979 Balaji Ammanji Sundararaju (	12	M40-44	1st	14.6	13:44	15:43	+119	29:27.36	⌘ ✓ 3	9:28.9	29.45	29:41.99	46.3%
17	6984 Connor Shipp (M11)	13	M10-14	1st	---	15:46	14:49	-57	30:34.75	⌘	9:50.6	30.57	30:34.75	50.0%
18	7153 Peter Chan (M69)	14	M65-69	3rd	5.4	15:23	15:21	-1	30:43.92	⌘	9:53.5	30.72	30:49.37	56.7%
19	7061 David Short (M61)	15	M60-64	1st	228.2	13:53	13:41	-12	27:33.57		8:52.2	27.55	31:21.75	58.7%
20	7916 Wally Capps (M81)	16	M80-99	1st	15.5	15:43	15:37	-5	31:19.99	⌘	10:05.1	31.32	31:35.45	68.8%
21	7044 Amie Goins (F50)	5	F50-54	1st	9.3	15:09	16:20	+71	31:28.50		10:07.9	31.47	31:37.80	53.8%
22	6835 Anna Kerr (F28)	6	F25-29	1st	5.8	15:14	16:42	+88	31:56.20		10:16.8	31.93	32:02.00	46.3%
23	6863 Emily Whitehurst (F36)	7	F35-39	1st	8.3	15:52	16:11	+19	32:02.75		10:18.9	32.03	32:11.08	46.8%
24	7319 Christopher Marks (M41)	17	M40-44	2nd	6.5	16:16	16:08	-8	32:24.54	⌘	10:25.9	32.40	32:31.03	42.4%
25	7050 Chris Goins (M52)	18	M50-54	4th	8.9	15:31	16:58	+87	32:29.14		10:27.4	32.48	32:38.01	46.1%
26	7162 Tim Kerr (M60)	19	M60-64	3rd	4.2	15:27	17:16	+109	32:42.30		10:31.6	32.70	32:46.50	49.0%
27	6881 Dylan Loudermilk (M10)	20	M10-14	2nd	1.7	16:49	15:59	-50	32:48.33	⌘	10:33.5	32.80	32:50.06	48.1%

FN\*:  Broke Age-Group Record

GD Place among Females

△ Positive Split

Timing provided by:

9/25/2022

⌘ Ran Mile before 5K ✓ # Races PR @ Carrollton Runners (2003 & later)

△ Negative Split

 DeltaViewTiming.com

28	7121	Debbie Riedner (F53)	8	F50-54	2nd	8.0	16:21	16:31	+10	32:51.74	ℓ	10:34.6	32.85	32:59.78	53.5%
29	7345	Ryan Pogue (M51)	21	M50-54	5th	19.4	16:06	16:42	+37	32:47.68		10:33.3	32.78	33:07.13	45.3%
30	6003	Grayson Bubela (M9)	22	M01-09	1st	2.2	16:49	17:16	+27	34:04.46	ℓ	10:58.1	34.07	34:06.65	48.0%
31	7380	Gabor Toth (M42)	23	M40-44	3rd	5.1	17:31	16:41	-50	34:11.47		11:00.3	34.18	34:16.60	40.5%
32	7368	Alex Toth (M9)	24	M01-09	2nd	4.6	17:32	16:41	-51	34:13.35	✓ 1	11:00.9	34.22	34:17.96	47.8%
33	7198	Yanira Lopez (F59)	9	F55-59	1st	8.4	16:48	18:00	+72	34:47.58	ℓ	11:11.9	34.78	34:56.02	54.8%
34	6005	Aimee Ellis (F42)	10	F40-44	1st	5.7	17:02	17:55	+53	34:57.14	⊗	11:15.0	34.95	35:02.87	44.5%
35	7257	Jeffrey Conklin (M59)	25	M55-59	3rd	9.9	17:11	17:52	+41	35:02.98		11:16.9	35.03	35:12.93	45.4%
36	7454	Betsy Palmer (F61)	11	F60-64	1st	16.2	17:39	17:23	-16	35:01.57		11:16.4	35.02	35:17.81	56.0%
37	7318	Mason Marks (M10)	26	M10-14	3rd	0.6	15:36	20:05	+269	35:41.29		11:29.2	35.68	35:41.91	44.2%
38	7317	Leah Marks (F42)	12	F40-44	2nd	6.6	16:16	19:20	+184	35:36.44		11:27.7	35.60	35:43.04	43.7%
39	7106	Robert Simpson (M67)	27	M65-69	4th	17.4	18:37	18:30	-6	37:06.72		11:56.7	37.10	37:24.09	46.0%
40	7124	Jerri Hixson (F68)	13	F65-69	1st	7.7	19:38	19:47	+9	39:25.21		12:41.3	39.42	39:32.92	55.3%
41	7223	Chris Wong (M52)	28	M50-54	6th	3.1	19:45	20:32	+47	40:16.42		12:57.8	40.27	40:19.50	37.2%
42	6793	Chaithanya Srikanth (F11)	14	F10-14	2nd	3.2	18:49	21:36	+167	40:24.31		13:00.3	40.40	40:27.54	41.2%
43	6759	Aqeela Afreen Sadullah (F15)	15	F15-19	1st	2.7	18:49	21:41	+172	40:30.61	✓ 2	13:02.3	40.50	40:33.31	38.3%
44	7109	Kim Tsutsui (F54)	16	F50-54	3rd	10.6	19:37	21:00	+83	40:37.28		13:04.5	40.62	40:47.88	43.8%
45	7065	Susan Schafer (F57)	17	F55-59	2nd	4.2	20:39	20:46	+7	41:24.39		13:19.6	41.40	41:28.55	44.8%
46	7256	Rich Cronin (M54)	29	M50-54	7th	9.7	20:08	21:19	+70	41:26.79		13:20.4	41.43	41:36.49	36.8%
47	7039	Mary Kaplan (F83)	18	F80-99	1st	2.6	21:58	19:58	-120	41:56.45		13:30.0	41.93	41:59.00	69.8%
48	7529	Carlos Ordenez (M52)	30	M50-54	8th	23.1	21:04	22:52	+108	43:55.75		14:08.4	43.92	44:18.83	34.1%
49	7096	Blake Bruser (F13)	19	F10-14	1st	1143.0	15:47	14:07	-100	29:53.48	ℓ	9:37.3	29.88	48:56.49	53.4%
50	7097	Nathan Bruser (M51)	31	M50-54	3rd	1141.3	15:48	14:38	-70	30:25.23		9:47.5	30.42	49:26.51	48.9%
51	6999	Michael Rowland (M54)	32	M50-54	9th	12.1	29:04	28:58	-6	58:01.58		18:40.6	58.02	58:13.67	26.3%
52	7246	Sheila Holen (F51)	20	F50-54	4th	13.7	29:02	28:58	-4	58:00.75		18:40.3	58.00	58:14.44	29.5%
53	7261	John Kramer (M60)	33	M60-64	4th	404.9	26:26	26:36	+10	53:02.04		17:04.2	53.03	59:46.97	30.2%
54	6995	Ruben Saguil (M57)	34	M55-59	1st	4382.7	12:09	12:32	+23	24:41.23		7:56.8	24.681	37:43.89	63.3%
34 Positive Split      20 Negative Split      ✓ 5 Club PR's											Average Finish Time: 33:16    6 First Timers    Average Age Grade: 51.2%				

## Sorted Age Grades

#	OA	Name	Gender-Age	Finish Time	AgeGrade	List*
1	1	Chris Shirk	M24	5:04.63	73.1%	
2	5	Ruben Arevalo	M67	7:41.50	63.9%	
3	6	Julio Lopez	M66	7:45.84	62.7%	
4	3	Blake Bruser	F13	7:17.10	62.1%	
5	2	Avi Burstein	M17	6:15.91	62.0%	
6	15	Wally Capps	M81	10:03.84	61.6%	
7	4	Vijayan Nair	M59	7:34.57	60.4%	
8	12	Debbie Riedner	F53	8:48.59	58.8%	
9	13	Kuay Sullivan	F56	9:15.46	58.3%	
10	7	Jaws Hansen	M62	8:08.73	57.6%	
11	14	Yanira Lopez	F59	9:45.89	57.6%	
12	10	Dylan Loudermilk	M10	8:39.62	52.4%	
13	8	Connor Shipp	M11	8:33.30	51.4%	

#	OA	Name	Gender-Age	Finish Time	AgeGrade	List*
1	15	Kim Andres	F69	29:19.18	75.6%	
2	1	Aiden Ellis	M16	18:23.90	74.4%	New
3	47	Mary Kaplan	F83	41:56.45	69.8%	
4	20	Wally Capps	M81	31:19.99	68.8%	
5	2	Chris Shirk	M24	19:38.00	65.7%	
6	3	Wayne Brunet	M42	21:32.16	64.3%	
7	5	Vijayan Nair	M59	24:48.75	64.1%	
8	14	Kuay Sullivan	F56	28:38.38	63.9%	
9	4	Marcus O'con	M51	23:19.74	63.7%	
10	8	Ruben Arevalo	M67	26:58.58	63.3%	
11	54	Ruben Saguil	M57	24:41.23	63.3%	
12	9	Julio Lopez	M66	27:24.90	61.8%	
13	6	Carolina Orsi	F27	25:09.44	58.8%	
14	19	David Short	M61	27:33.57	58.7%	
15	12	Jaws Hansen	M62	27:50.38	58.6%	
16	11	Doug Waters	M58	27:42.42	56.9%	
17	18	Peter Chan	M69	30:43.92	56.7%	
18	36	Betsy Palmer	F61	35:01.57	56.0%	
19	40	Jerri Hixson	F68	39:25.21	55.3%	
20	33	Yanira Lopez	F59	34:47.58	54.8%	
21	10	Rich Weklar	M51	27:22.99	54.3%	
22	21	Amie Goins	F50	31:28.50	53.8%	
23	28	Debbie Riedner	F53	32:51.74	53.5%	
24	49	Blake Bruser	F13	29:53.48	53.4%	
25	13	Gabrielle Fripp	F30	28:00.65	52.9%	
26	7	Kyle Drew	M27	25:06.15	51.4%	
27	17	Connor Shipp	M11	30:34.75	50.0%	

100%	World Record Level for Gender/Age
90%	World Class Level
80%	National Class Level
70%	Regional Class Level

List*	Carrollton Runners Performance Lists for Age Grades > 65%
65%	Boston-Qualifier Approximate Level
60%	Local Class Level
50%	Average Class Level